

ER-WM-160:Rev.
Please Type or PriAct 101, The Municipal Waste Planning,
Recycling, and Waste Reduction Act

Recycled Paper

QUARTERLY HOST MUNICIPALITY BENEFIT FEE REPORT**A. General Information**

1. Permit No.

2. January-March April-June July-September October-December **2018**

3. Facility Name Lancaster County Solid Waste Management Authority

4. Facility Address Resource Recovery Facility
Route #441 - South Side
Marietta, PA 17547

5. City
Borough
Township

6. County Lancaster
Name of Municipality Conoy

7. Contact Name Karen Kaufmann

8. Contact Title Controller 9. Contact Phone No. (717)-397-9968

10. Operator Name Lancaster County Solid Waste Management Authority

11. Operator Address P. O. Box 4425
1299 Harrisburg Pike
Lancaster, PA 17604

B. Fee Computation

All weights must be expressed in tons rounded to the nearest 1/10 ton. 3 Cu.Yd.=1 Ton, 1 Ton=2,000 Pounds

Line No.	Month	Municipal Waste	Residual Waste	Sewage Sludge	Processed Infectious	Demolition/Construction	Ash	Asbestos	TOTAL
1	Month 1	30,260.6	7,892.2	188.9		42.5	-	-	38,384.2
2	Month 2	25,963.0	6,703.2	216.9		25.5	-	-	32,908.6
3	Month 3	26,152.9	7,053.1	158.8		24.0	-	-	33,388.8
4	Total Waste	82,376.5	21,648.5	564.6	-	92.0	-	-	104,681.6
5	Fee Calculation @ \$1.88 Ton Per Host Community Agreement								\$196,800.74
6	Preexisting Agreement Credit								
7	Net Fee								\$196,800.74
8	Discount for Timely Payment (1% Discount if paid before the Due Date) (0.01 x Line 7)								
9	Penalty for Late Payment (5% Penalty for each month or part of month late) (0.05 x Line 7 x Mos.)								
10	Net Fee Due (Payment MUST be enclosed with report to avoid penalty for late payment.)								\$196,800.74

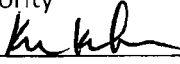
C. Certification

This is to certify that I have personally examined and am familiar with the information in this and any attached documents. I am aware of the Department of Environmental Resources' requirements for this report. To the best of my knowledge, information and belief, the submitted information is true, accurate, and complete. I am aware that there are significant penalties for submitting false information.

Lancaster County Solid Waste Management Authority

Karen Kaufmann

Name of Operator/Contact


Signature of Operator/Contact

1/28/19
Date

**Municipal Waste Landfill and Resource Recovery
Quarterly Operations and Recycling Fee Report**

Report generated On : 01/24/2019 09:44:48AM

Page 1 of 10

A. General Information

1. Permit No. : 400592
2. Quarter : October-December
3. Year : 2018
4. Facility Information Change Indicator : No
5. Facility Name : LCSWMA Resource Facility
6. Facility Mailing Address : 1299 Harrisburg Pike, PO Box 4425, Lancaster, PA 17547
7. Host Municipality :
8. County : LANCASTER
9. Facility Contact Name : Carol Olson
10. Phone No. : 717-397-9968

B. Recycling Fee Computation (check payable to Recycling Fund). Express all weights in tons rounded to the nearest ONE-TENTH ton, (1), 3 Cu. Yd. = 1 Ton, 1 Ton = 2,000 pounds.

Line No.	Mos./Qtr	Municipal Waste Weight (tons)	Residual Waste Weight (tons)	Sludge Weight (tons)	Sewage Infectious Weight (tons)	Processed Construction Weight (tons)	Debris Weight (tons)	Ash Weight (tons)	Asbestos Weight (tons)	Total Weight (tons)
1	October	30,260.6	7,892.2	188.9	0.0	42.5	0.0	0.0		38,384.2
2	November	25,963.0	6,703.2	216.9	0.0	25.5	0.0	0.0		32,908.6
3	December	26,152.9	7,053.1	158.8	0.0	24.0	0.0	0.0		33,388.8
4	Total	82,376.5	21,648.5	564.6	0.0	92.0	0.0	0.0		104,681.6
5	Nonprocessable Waste (Resource Recovery Facilities); Process Residue or ADC (Landfills) (Tons)									75.7
6	Net Waste (Tons)									104,605.9
7	Fee Calculation @\$2.00/Ton (\$2.00* Line 6)									209,211.80
8	Discount for Timely Payment (1.00% Discount if paid before the Due Date) (0.01 * Line 7)									2092.12
9	Penalty for Late payment (5.00% Penalty for each month or part of month late) (0.05 * line 7 * Mos.)									0.00
10	Credit from Previous Overpayment (attach documentation to paper submission)									0.00
11	Net Fee Due (Payment MUST be enclosed with report to avoid penalty for late payment.)									207,119.68

C. Environmental Stewardship Fee Computation (landfills only; check payable to Environmental Stewardship Fund)

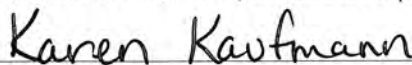
N/A Tons (from Line 4 TOTAL) * \$ 0.25/ton = \$ N/A due.

D. Disposal Fee Computation (landfills only; check payable to Environmental Stewardship Fund)

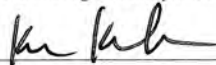
N/A Tons (from Line 4 TOTAL) , minus N/A Tons ash and nonprocessable waste from RRF used as ADC, minus N/A Tons hazardous waste converted to nonhazardous * \$4.00/ton = \$ N/A due.

E. Certification

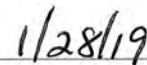
This is to certify that I have personally examined and am familiar with the information in this and any attached documents. To the best of my knowledge, information and belief, the submitted information is true, accurate and complete. I am aware that there are significant penalties for submitting false information.



Name of Authorized Representative (Print)



Signature of Authorized Representative



Date (mm/dd/yy)



Municipal Waste Landfill and Resource Recovery
 Quarterly Operations and Recycling Fee Report

Report generated On : 01/24/2019 09:44:48AM

Page 2 of 10

A. General Information

1. Permit No. : 400592
2. Month : October
3. Year : 2018
4. Page : 1
5. Number of Days of Operation : 27

B. Monthly Operations Report

Complete at least one worksheet for each month in quarter. Complete one line for each county within Pennsylvania from which you received waste and one line for each state from which you received waste. Continue on additional sheets as necessary. All weights must be expressed in tons rounded to the nearest tenth (0.1), 3 Cu. Yd. = 1 Ton, 1 Ton = 2,000 Pounds.

Line No.	PA County Code or State Abbrev. If Out of State	Municipal Waste Weight (tons)	Residual Waste Weight (tons)	Sewage Sludge Weight (tons)	Processed Infectious Weight (tons)	Demolition/Construction Weight (tons)	Ash Weight (tons)	Asbestos Weight (tons)	Total Weight (tons)
1	06	0.0	111.2	0.0	0.0	0.0	0.0	0.0	111.2
2	07	0.0	4.1	0.0	0.0	0.0	0.0	0.0	4.1
3	09	0.0	182.8	0.0	0.0	0.0	0.0	0.0	182.8
4	11	0.0	13.2	0.0	0.0	0.0	0.0	0.0	13.2
5	13	0.0	12.2	0.0	0.0	0.0	0.0	0.0	12.2
6	14	0.0	9.5	0.0	0.0	0.0	0.0	0.0	9.5
7	15	0.0	33.4	0.0	0.0	0.0	0.0	0.0	33.4
8	21	33.0	57.0	0.0	0.0	0.0	0.0	0.0	90.0
9	22	2,180.8	252.6	0.0	0.0	0.0	0.0	0.0	2,433.4
10	DE	0.0	52.7	0.0	0.0	0.0	0.0	0.0	52.7
11	FL	0.0	1.3	0.0	0.0	0.0	0.0	0.0	1.3
12	36	27,625.7	4,771.2	188.9	0.0	42.5	0.0	0.0	32,628.3



Municipal Waste Landfill and Resource Recovery
 Quarterly Operations and Recycling Fee Report

Report generated On : 01/24/2019 09:44:48AM

Page 4 of 10

A. General Information

1. Permit No. : 400592
2. Month : October
3. Year : 2018
4. Page : 3
5. Number of Days of Operation : 27

B. Monthly Operations Report

Complete at least one worksheet for each month in quarter. Complete one line for each county within Pennsylvania from which you received waste and one line for each state from which you received waste. Continue on additional sheets as necessary. All weights must be expressed in tons rounded to the nearest tenth (0.1), 3 Cu. Yd. = 1 Ton, 1 Ton = 2,000 Pounds.

Line No.	PA County Code or State Abbrev. If Out of State	Municipal Waste Weight (tons)	Residual Waste Weight (tons)	Sewage Sludge Weight (tons)	Processed Infectious Weight (tons)	Demolition/Construction Weight (tons)	Ash Weight (tons)	Asbestos Weight (tons)	Total Weight (tons)
1	54	0.0	4.9	0.0	0.0	0.0	0.0	0.0	4.9
2	66	0.0	621.1	0.0	0.0	0.0	0.0	0.0	621.1
3	67	0.0	38.2	0.0	0.0	0.0	0.0	0.0	38.2
4									
5									
6									
7									
8									
9									
10									
11									
12									
13	Monthly Total	30,260.6	7,892.2	188.9	0.0	42.5	0.0	0.0	38,384.2



**Municipal Waste Landfill and Resource Recovery
 Quarterly Operations and Recycling Fee Report**

Report generated On : 01/24/2019 09:44:48AM

Page 7 of 10

A. General Information

1. Permit No. : 400592
2. Month : November
3. Year : 2018
4. Page : 6
5. Number of Days of Operation : 25

B. Monthly Operations Report

Complete at least one worksheet for each month in quarter. Complete one line for each county within Pennsylvania from which you received waste and one line for each state from which you received waste. Continue on additional sheets as necessary. All weights must be expressed in tons rounded to the nearest tenth (0.1), 3 Cu. Yd. = 1 Ton, 1 Ton = 2,000 Pounds.

Line No.	PA County Code or State Abbrev. If Out of State	Municipal Waste Weight (tons)	Residual Waste Weight (tons)	Sewage Sludge Weight (tons)	Processed Infectious Weight (tons)	Demolition/Construction Weight (tons)	Ash Weight (tons)	Asbestos Weight (tons)	Total Weight (tons)
1	51	650.4	2.8	0.0	0.0	0.0	0.0	0.0	653.2
2	54	0.0	3.2	0.0	0.0	0.0	0.0	0.0	3.2
3	66	0.0	665.0	0.0	0.0	0.0	0.0	0.0	665.0
4	67	0.0	8.7	0.0	0.0	0.0	0.0	0.0	8.7
5									
6									
7									
8									
9									
10									
11									
12									
13	Monthly Total	25,963.0	6,703.2	216.9	0.0	25.5	0.0	0.0	32,908.6



Municipal Waste Landfill and Resource Recovery
 Quarterly Operations and Recycling Fee Report

Report generated On : 01/24/2019 09:44:48AM

Page 10 of 10

A. General Information

1. Permit No. : 400592
2. Month : December
3. Year : 2018
4. Page : 9
5. Number of Days of Operation : 25

B. Monthly Operations Report

Complete at least one worksheet for each month in quarter. Complete one line for each county within Pennsylvania from which you received waste and one line for each state from which you received waste. Continue on additional sheets as necessary. All weights must be expressed in tons rounded to the nearest tenth (0.1), 3 Cu. Yd. = 1 Ton, 1 Ton = 2,000 Pounds.

Line No.	PA County Code or State Abbrev. If Out of State	Municipal Waste Weight (tons)	Residual Waste Weight (tons)	Sewage Sludge Weight (tons)	Processed Infectious Weight (tons)	Demolition/Construction Weight (tons)	Ash Weight (tons)	Asbestos Weight (tons)	Total Weight (tons)
1	67	0.0	36.2	0.0	0.0	0.0	0.0	0.0	36.2
2	66	0.0	413.5	0.0	0.0	0.0	0.0	0.0	413.5
3	54	0.0	3.0	0.0	0.0	0.0	0.0	0.0	3.0
4									
5									
6									
7									
8									
9									
10									
11									
12									
13	Monthly Total	26,152.9	7,053.1	158.8	0.0	24.0	0.0	0.0	33,388.8