



2 0 2 0

RULES AND REGULATIONS

L A N C A S T E R

TABLE OF CONTENTS

	<u>Page</u>
AUTHORITY AND PURPOSE	1
DEFINITIONS.....	2
GENERAL WASTE ACCEPTANCE POLICIES	12
SITE DESIGNATION	12
LICENSES, MANIFESTS AND INSURANCE REQUIREMENTS	13
WASTE CATEGORIES, DISPOSITION.....	15
I. MUNICIPAL WASTES	15
II. SPECIAL HANDLING WASTES.....	17
III. RESIDUAL WASTE	19
IV. OTHER WASTES.....	20
V. SOURCE SEPARATED RECYCLABLE MATERIALS.....	20
VI. FEES.....	23
VII. BILLING AND PAYMENT OF FEES.....	25
OPERATING AND SAFETY RULES	27
OPERATING HOURS.....	30
LIABILITY	31
VIOLATIONS AND PENALTIES	31
LCSWMA TRANSPORTATION COMPLIANCE PLAN	31

LANCASTER COUNTY SOLID WASTE MANAGEMENT AUTHORITY

RULES AND REGULATIONS

AUTHORITY AND PURPOSE

These Rules and Regulations have been adopted by the Lancaster County Solid Waste Management Authority (“LCSWMA”) under the authority granted by the Municipality Authorities Act as amended, and by the County of Lancaster, all municipalities in Lancaster County, the Solid Waste Management Act (“Act 97”), as amended, the Municipal Waste Planning, Recycling and Waste Reduction Act (“Act 101”), as amended, the Waste Transportation Safety Act (“Act 90”) and the Lancaster County Municipal Waste Management Plan 1990, 1999, 2010 and 2014.

The purpose of these Rules and Regulations is to protect the health and welfare of the residents of Lancaster County and to provide a means whereby LCSWMA can safely, effectively and efficiently manage the storage, collection, transportation, processing and disposal of solid waste.

DEFINITIONS

As used in these Rules and Regulations, the following terms shall have the following meanings:

Action Plan - DEP-approved document which describes LCSWMA's implementation of radioactivity monitoring requirements of the DEP regulations.

Alternative Cover - DEP-approved material permitted for use as daily cover in lieu of soil for the landfill working face.

Aluminum Cans - All food and beverage cans made of the lightweight, ductile and malleable metallic substance or element commonly known as aluminum. This description excludes aluminum foil, trays, plates, and other miscellaneous aluminum products.

Asbestos Waste - Friable - A portion of Solid Waste consisting of asbestos extracted from asbestos ore and containing more than 1% asbestos by weight that hand pressure can crumble, pulverize or reduce to powder when dried. Friable Asbestos Waste is a Special Handling Waste.

Asbestos Waste - Non-Friable - A portion of Solid Waste consisting of material that contains asbestos extracted from asbestos ore that cannot with hand pressure be crumbled, pulverized or reduced to powder when dried. Non-Friable Asbestos Waste includes transit board, siding, asbestos shingles and floor tiles. Non-Friable Asbestos Waste is a Construction/Demolition Waste and may only be delivered to the Landfill. To deliver Non-Friable Asbestos to the Landfill a delivery appointment must be scheduled, and a non-hazardous waste certification must be completed.

Ash Residue - Ash from a Solid Waste incineration facility. Ash Residue is a Special Handling Waste.

Batteries - Includes, but is not limited to, automotive, truck, marine and industrial batteries that contain lead; and dry cell batteries including nickel-cadmium, mercury and alkaline batteries.

Battery Bags - Bags which LCSWMA makes available to Generators of Municipal Waste and which will be used as disposal containers for dry cell batteries and cellular phones which are generated in households.

Cellular Phone - A portable, handheld telephone which utilizes a rechargeable battery as its power source and is served by a transmitter.

Chemotherapeutic Waste - A portion of Solid Waste resulting from the production or use of antineoplastic agents used for the purpose of inhibiting or stopping the growth of malignant cells or killing malignant cells. Chemotherapeutic Waste does not include Waste containing antineoplastic agents that are Hazardous Waste. Chemotherapeutic Waste is Unacceptable Waste.

Clear and Colored Glass - Glass consisting only of clear, brown, and green food and beverage containers of one gallon or less capacity.

Computers - Personal computer equipment including monitors (CRTs), computer processing units (CPUs) and peripherals (printers, scanners, keyboards, etc.).

Confidential Waste - Waste material of a classified, secret or strictly private nature, as determined by the Generator of the waste, which includes business or legal documents, personal financial records, private letters, etc.

Construction/Demolition Waste - A portion of Municipal Waste resulting from the construction or demolition of buildings and other structures, including wood, plaster, drywall and wall board, metals, asphaltic substances, bricks, block, and unsegregated concrete. The term also includes grubbing waste and Non-Friable Asbestos Waste.

Contaminated Soil - A portion of Solid Waste consisting of contaminated earth or fill, typically generated due to a spill or leak. Contaminated Soil is a Special Handling Waste.

Corrugated Cardboard - Structural paper material with an inner core shaped in rigid parallel furrows and ridges. Does not refer to linerboard or paperboard used for cereal, tissue or shoe boxes.

Covered Devices - Defined under the Pennsylvania Covered Devices Recycling Act of 2010 to include: desktop computers, laptop computers, computer monitors, computer peripherals (further defined to include keyboard, mouse, printer and computer speakers), televisions and e-readers.

DEP - The Pennsylvania Department of Environmental Protection.

Facility - Any specific site designated by LCSWMA (or LCSWMA approved site, which approval will not be unreasonably withheld) as the specific place or site to which Solid Waste or Source Separated Recyclable Materials, or any portion of Solid Waste or Source Separated Recyclable Materials, must or may be delivered; or in the absence of a specific site being designated by LCSWMA, any approved site for the delivery of any category of Solid Waste or Source Separated Recyclable Materials.

Ferrous Scrap - Recyclable ferrous metal that has been separated from other Solid Waste for the purpose of Recycling.

Fluorescent Bulbs - Phosphor-coated glass tubes typically used as overhead lighting which contains mercury and compact fluorescent bulbs typically used in standard lighting fixtures.

Generator - A Person who produces or creates any Solid Waste.

Hazardous Waste - Garbage, refuse, sludge from an industrial or other wastewater treatment plant, sludge from a water supply treatment plant or air pollution control facility and other discarded material including solid, liquid, semisolid or contained gaseous material resulting from municipal, commercial, industrial, institutional, mining or agricultural operations, and from community activities, or a combination of these factors, which because of its quantity, concentration, or physical, chemical or infectious characteristics may:

- (i) Cause or significantly contribute to an increase in mortality or morbidity in either an individual or the total population; or
- (ii) Pose a substantial present or potential hazard to human health or the environment when improperly treated, stored, transported, disposed of or otherwise managed.

The term does not include (a) coal refuse as defined in the Coal Refuse Disposal Control Act (52 U.S.C.A. §§30.51-30.62), (b) treatment sludges from coal mine drainage treatment plants, disposal of which is being carried on under and in compliance with a valid permit issued under the Clean Streams Law (35 P.S. §§691.1-691.1001), (c) solid or dissolved material in domestic sewage, (d) solid dissolved materials in irrigation return flows, (e) industrial discharges which are point sources subject to permits under Section 402 of the Federal Water Pollution Control Act (33 U.S.C.A. §§1341), or (f) source, special nuclear, or by-product material as defined by the Atomic Energy Act of 1954 (42 U.S.C.A. §§2011-2284). Hazardous Waste is Unacceptable Waste.

Household Hazardous Waste - A portion of Municipal Waste that would be considered hazardous under Act 97 but for the fact that it is produced in quantities smaller than those regulated as Hazardous Waste under Act 97 and is generated by Persons not otherwise covered as Hazardous Waste Generators by Act 97. Household Hazardous Waste includes the following materials and other materials of a similar nature:

- (i) Anti-freeze
- (ii) Batteries
- (iii) Chlorinated hydrocarbons; insecticides
- (iv) Fluorescent light bulbs and other mercury-containing devices
- (v) Gasoline and kerosene
- (vi) Grease and rust solvents
- (vii) Oven, toilet and drain cleaners
- (viii) Paints, rust preventatives, stains and wood preservatives

- (ix) Pesticides, fungicides, herbicides, rodenticides, roach and ant killers
- (x) Photographic and pool chemicals
- (xi) Thinners, solvents and furniture strippers
- (xii) Transmission and brake fluids
- (xiii) Waste oil or other hydrocarbon based lubricants
- (xiv) Wood, metal, rug and upholstery cleaners and polishes

LCSWMA's Household Hazardous Waste Facility also accepts for Recycling electronic devices: computer equipment, e-readers, televisions, cameras, video cameras, DVD/VCR/MP3 players, stereos (no wooden speakers), CD players, portable electronic games, cellular phones, and cooking oil.

Household Hazardous Waste Facility - The Household Hazardous Waste Facility owned by LCSWMA located at 1299 Harrisburg Pike in Manheim Township, Lancaster County, Pennsylvania.

Infectious/Pathological Waste - A portion of Solid Waste which is or may be contaminated by disease-producing microorganisms or material, or may harm or threaten human health. The term includes the following Waste unless generated in households:

- (i) Wastes generated by hospitalized patients who are isolated, or on blood or body fluid precautions, in order to protect others from communicable disease.
- (ii) Cultures and stocks of etiologic agents.
- (iii) Animal waste blood and animal blood products which are known or are suspected to contain contagious zoonotic pathogens, and human waste blood and blood products.
- (iv) Tissues, organs, body parts, blood and body fluids that are removed during surgery and autopsy.
- (v) Wastes generated by surgery or autopsy of septic cases or patients with infectious diseases.
- (vi) Wastes that were in contact with pathogens in any type of laboratory work, including collection containers, culture dishes, slides, plates and assemblies for diagnostic tests and devices used to transfer, inoculate and mix cultures.
- (vii) Used sharps.

- (viii) Wastes that were in contact with the blood of patients undergoing hemodialysis at hospitals or independent treatment centers.
- (ix) Carcasses and body parts of animals exposed to contagious zoonotic pathogens.
- (x) Animal bedding and other Wastes that were in contact with animals suffering from contagious zoonotic diseases due to natural infection or laboratory research, and their excretions, secretions, carcasses or body parts.
- (xi) Waste biologicals - for example, vaccines - produced by pharmaceutical companies for human or veterinary use.
- (xii) Food and other products that are discarded because of contamination with etiologic agents.
- (xiii) Equipment and equipment parts contaminated with etiologic agents.

Infectious/Pathological Waste is Unacceptable Waste.

LCSWMA Facility - LCSWMA Facilities include (a) the Transfer Station located at the rear of 1299 Harrisburg Pike, Manheim Township, Lancaster County, (b) the Waste-To-Energy Facility located at 1911 River Road, Route 441, Conoy Township, Lancaster County, (c) the Frey Farm Landfill located at 3049 River Road, Manor Township, Lancaster County, and (d) the Household Hazardous Waste Facility located at 1299 Harrisburg Pike, Manheim Township, Lancaster County.

Landfill - The Frey Farm Landfill owned by LCSWMA located at 3049 River Road in Manor Township, Lancaster County, Pennsylvania.

Licensed Hauler - A Person who is in possession of all pertinent permits and licenses which may be required by the Commonwealth of Pennsylvania and LCSWMA for the collection, transportation, storage, or disposal of Solid Waste or Source Separated Recyclable Materials.

Liquid Waste - A portion of Waste that contains free liquids as determined by Method 9095 (Paint Filter Liquids Test), as described in United States Environmental Protection Agency's "Test Methods For Evaluating Solid Waste, Physical/Chemical Methods" (EPA Publication No. SW-846).

Manifest - A form supplied by LCSWMA to be completed and signed by each Person who collects or transports Solid Waste or Source Separated Recyclable Materials and which specifies, inter alia, (a) the source, type, quantity and delivery point for the Solid Waste and Source Separated Recyclable Materials, (b) the applicable license number and (c) other pertinent information.

Municipal Waste - Any Solid Waste which is garbage, refuse, industrial lunchroom or office waste and other material, including solid, liquid, semisolid or contained gaseous material, resulting from operation of residential, municipal, commercial or institutional establishments and from community activities, and any sludge not meeting the definition of Residual or Hazardous Waste from a municipal, commercial or institutional water supply treatment plant, wastewater treatment plant or air pollution control facility. The term does not include Source Separated Recyclable Materials or Unacceptable Waste.

Non-Ferrous Scrap - Recyclable non-ferrous metal that has been separated from other Solid Waste for the purpose of Recycling.

Non-Processable Waste - Non-Processable Waste is a portion of Municipal Waste consisting of materials which cannot be handled by LCSWMA's waste-to-energy processing or disposal methods. Non-Processable Waste includes items greater than six feet (6') in any dimension such as mattresses, large furniture, large auto parts, autos, recreational vehicles, machinery, and any other items deemed appropriate by LCSWMA.

Person - Any individual, firm, partnership, corporation, association, institution, cooperative enterprise, municipality, municipal authority, governmental entity or agency, or any other legal entity whatsoever which is recognized by law as the subject of rights and duties. In any provisions of these rules and regulations prescribing a fine, penalty or other enforcement action, or any combination of the foregoing, the term "Person" shall include the officers and directors of any corporation or other legal entity having officers and directors.

Plan - The 1986 Lancaster County Solid Waste Management Plan, as revised by the 1990, 1999, 2010 and 2014 Lancaster County Municipal Waste Management Plans, and as now or hereafter amended or revised.

Plastics - Recyclable Plastics are bottles, jars and jugs with a neck.

Processed Infectious/Pathological Waste - A portion of Solid Waste consisting of Infectious/Pathological Waste which has been rendered non-infectious by sterilization, incineration or other equally effective processing techniques. Processed Infectious/Pathological Waste is a Special Handling Waste.

Putrescible Waste - A portion of Municipal Waste consisting of organic waste materials which due to biological decomposition are, or have a tendency to be, rotten, foul, or odorous, including dead animals and spoiled foods, but not including sludge.

Radioactive Materials - Substances which spontaneously emit alpha or beta particles or photons (gamma radiation) in the process of decay or transformation of the atom's nucleus. Radioactive Materials are disposed of in accordance with the Action Plan. Tritium-containing radioactive materials are Unacceptable Waste.

Recycling or Recycled - The collection, separation, recovery and marketing of Source Separated Recyclable Materials which would otherwise be disposed of or processed as Solid Waste.

Refuse - Refuse is that portion of Municipal Waste excepting:

- (i) Non-Processable Waste
- (ii) Construction/Demolition Waste
- (iii) Household Hazardous Waste
- (iv) Putrescible Waste

Regulated Municipal Waste - Municipal Waste generated or collected in Lancaster County.

Residual Waste - Any garbage, refuse, other discarded material or other Waste, including solid, liquid, semisolid or contained gaseous materials resulting from industrial, mining and agricultural operations and any sludge from an industrial, mining or agricultural water supply treatment facility, waste water treatment facility or air pollution control facility, provided that it is not hazardous. The term does not include (a) coal refuse as defined in the Coal Refuse Disposal Control Act or (b) treatment sludges from coal mine drainage treatment plants, disposal of which is being carried on under and in compliance with a valid permit issued under The Clean Streams Law.

Salvaging - The controlled removal of material from a Solid Waste storage, collection, transportation, processing or disposal facility for Recycling purposes only. Salvaging is NOT permitted at any LCSWMA Facility.

Scavenging - The uncontrolled removal of material from a Solid Waste storage, collection, transportation, processing or disposal site or Facility. Scavenging is NOT permitted at any LCSWMA Facility.

Sewage Sludge - Liquid or solid sludges and other residues from a municipal sewage collection and treatment system; and liquid or solid sludges and other residues from septic and holding tank pumpings from commercial, institutional or residential establishments. The term includes materials derived from sewage sludge. The term does not include ash generated during the firing of sewage sludge in a sewage sludge incinerator, grit and screenings generated during preliminary treatment of sewage sludge at a municipal sewage collection and treatment system, or grit, screenings and nonorganic objects from septic and holding tank pumpings. Sewage Sludge is a Special Handling Waste.

Single Stream Recyclables - Recyclable materials such as metal food and beverage containers, clear and colored glass food and beverage containers, plastic bottles and jugs with a neck, and corrugated cardboard which have been segregated from Regulated Municipal Waste, but which have not been separated into different types of recyclable materials.

Solid Waste or Waste - Any waste, including but not limited to Municipal, Residual, or Hazardous Wastes, including solid, liquid, semisolid or contained gaseous materials.

Source Separate or Source Separation - The process of separating, or the separation of, Source Separated Recyclable Materials from other Solid Waste at the location where generated for the purpose of Recycling.

Source Separated Recyclable Materials - Materials that (a) are separated from Waste at the location where generated in accordance with these Rules and Regulations and (b) are Recycled.

Source Separated Recyclable Materials are limited to the following:

- (i) Electronic Devices: as defined on page 5
- (ii) Ferrous Scrap
- (iii) Non-Ferrous Scrap
- (iv) Single Stream Recyclables
- (v) Tires
- (vi) White Goods
- (vii) Wood
- (viii) Yard Waste
- (ix) Other material designated by LCSWMA as a Source Separated Recyclable Material

Special Handling Waste - Solid Waste that requires the application of special storage, collection, transportation, processing or disposal techniques due to the quantity of material generated or its unique physical, chemical or biological characteristics. The term includes dredged material, Sewage Sludge, Infectious Waste, Chemotherapeutic Waste, Ash Residue from a Solid Waste incineration facility, Friable Asbestos containing waste, PCB-containing waste and waste oil that is not Hazardous Waste and material designated by LCSWMA as Special Handling Waste.

Televisions - A portable or stationary set designed for the purpose of receiving television broadcast signals.

Tipping Fee - The rate charged for disposal of Solid Waste or processing of Recyclable Materials.

Tires - Recyclable Tires are rubber pneumatic tires used on automobiles, trucks, motorcycles and small farm implements. Non-Recyclable Tires are tires used on industrial equipment, heavy construction equipment, off-road vehicles, and farm tractors.

Transfer Station - The Transfer Station owned by LCSWMA and located at the rear of 1299 Harrisburg Pike, Manheim Township, Lancaster County, Pennsylvania.

Transportation Compliance Plan - The plan that describes the procedures used by LCSWMA to ensure that vehicles delivering Waste to its Facilities remain in compliance with applicable DEP and PennDOT transportation regulations and LCSWMA Rules and Regulations.

Unacceptable Waste - The following types of Solid Waste are Unacceptable Waste unless approved on a case-by-case basis:

- (i) Chemotherapeutic Waste
- (ii) Drums, barrels, buckets and paint cans unless lids have been removed and interiors are cleaned and free of any residue
- (iii) Explosives and Ordnance Materials
- (iv) Gas cylinders, unless delivered separate from other Solid Waste.
- (v) Hazardous Waste
- (vi) Infectious/Pathological Waste
- (vii) Liquid Waste
- (viii) Radioactive Materials
- (ix) Covered Devices - Under the Covered Devices Recycling Act (CDRA) of 2010 consumers, businesses and waste haulers may not dispose of Covered Devices which include desktop computers, laptop computers, computer monitors, computer peripherals, televisions and e-readers at solid waste disposal facilities. All Covered Devices must be properly recycled by consumers and businesses at an electronics collection location such as the LCSWMA Household Hazardous Waste Facility.

Waste or Solid Waste - Any waste, including but not limited to Municipal, Residual or Hazardous Wastes, including solid, liquid, semisolid or contained gaseous materials.

Waste-To-Energy Facility - The Waste-To-Energy Facility owned by LCSWMA and located at 1911 River Road in Conoy Township, Lancaster County, Pennsylvania.

White Goods - A portion of Solid Waste consisting of large appliances including the following:

- (i) Air Conditioners and Dehumidifiers
- (ii) Clothes Washing and Drying Machines
- (iii) Dishwashers
- (iv) Furnaces and Electrical Heaters
- (v) Hot Water Heaters
- (vi) Microwave Ovens
- (vii) Refrigerators and Freezers
- (viii) Stoves and Ovens
- (ix) Water Coolers

Yard Waste - All garden residues, leaves, shrubbery, tree trimmings, branches less than twelve inches (12") in diameter, grass clippings, and stumps less than twelve inches (12") in diameter. Stumps greater than twelve inches (12") in diameter will be considered Construction/Demolition Waste.

Any term used in these Rules and Regulations and not defined above shall have the same meaning as ascribed to such term by the DEP.

GENERAL WASTE ACCEPTANCE POLICIES

1. Municipal Waste, approved Source Separated Recyclable Materials, approved Residual Waste, approved Special Handling Waste, and other approved Wastes may be delivered to LCSWMA Facilities.
2. Any Person delivering Unacceptable Waste to a LCSWMA Facility will be responsible for the removal of the Unacceptable Waste from the site, clean-up and remediation of any damages resulting from such delivery, and reimbursement of all costs and damages incurred by LCSWMA as a result of such delivery.

SITE DESIGNATION

1. All Regulated Municipal Waste, excepting Household Hazardous Waste and Special Handling Waste, shall be transported directly from the point of collection and (a) delivered in accordance with these Rules and Regulations to a LCSWMA Facility without any intervening transfer, unloading, processing, sorting, salvaging, scavenging, or reuse or (b) delivered in accordance with all applicable laws relating to environmental matters to a Facility located outside of Pennsylvania. Upon the written request of any Person, LCSWMA will consider whether any specific site should be approved as a Facility. In addition, a site will be deemed a Facility so long as that site (a) is in possession of all applicable local, state and federal permits, (b) is operating in accordance with all applicable local, state and federal laws and regulations, and (c) provides LCSWMA with such data and information as LCSWMA requests, including without limitation (i) the quantity, type, source and date of receipt of Solid Waste and Source Separated Recyclable Materials that were generated in Lancaster County and delivered to the site, (ii) proof that the site is in compliance with the requirements set forth in clauses (a) and (b) above, and (iii) in the case of Source Separated Recyclable Materials, proof that all such materials received at the site are, in fact, Recycled.
2. Household Hazardous Waste, Special Handling Waste, and Residual Waste shall be transported from the point of collection and delivered in accordance with these Rules and Regulations to a Facility.
3. Source Separated Recyclable Materials which are generated within Lancaster County shall be transported from the point of collection and delivered in accordance with these Rules and Regulations to (a) a Facility for the sole purpose of Recycling or (b) a LCSWMA Facility, consistent with the facility designation and container size restrictions outlined on page 22, section C.
4. All dry cell batteries and cellular phone batteries generated in households shall be deposited in Battery Bags and placed for collection at the same time as Refuse collection, shall be kept segregated from all other Solid Waste, and shall be transported from the point of collection and delivered to a battery container at a LCSWMA Facility without any intervening transfer, unloading, processing, sorting, salvaging, scavenging, or reuse.

5. Notwithstanding any provisions in these Rules and Regulations to the contrary, LCSWMA may change the site designation for any Waste or Source Separated Recyclable Material.

LICENSES, MANIFESTS AND INSURANCE REQUIREMENTS

1. No Person shall collect or transport Regulated Municipal Waste or Source Separated Recyclable Materials in any vehicle or container that has not been licensed by LCSWMA. The provisions of this paragraph shall not apply with respect to a Person transporting Regulated Municipal Waste (a) if such Regulated Municipal Waste was generated in the Person's residence or (b) if such Regulated Municipal Waste was generated in the Person's business and the Person does not request a charge account with LCSWMA.
2. No Person shall deliver any Waste to any LCSWMA Facility without meeting the requirements of Act 90 relating to the Waste Transportation Safety Program State License Requirements, if applicable.
3. No Person shall collect or transport Sewage Sludge which was generated in Lancaster County in any vehicle or container that has not been licensed by LCSWMA.
4. A license will be issued by LCSWMA for each vehicle and each transportable container to the Person who owns or leases the vehicle or container upon satisfaction of the following conditions:
 - A. Submit completed License Application Form with required copies of Insurances. Vehicular Liability (minimum insurance required under Motor Vehicle Financial Responsibility Law) and General Liability (Bodily Injury, \$100,000 per occurrence, and Property Damage, \$100,000 per occurrence) Insurance Coverage.
 - B. It is the responsibility of all permitted haulers to provide LCSWMA yearly with current Vehicular Liability (minimum insurance required under Motor Vehicle Financial Responsibility Law) and General Liability (Bodily Injury, \$100,000 per occurrence and Property Damage, \$100,000 per occurrence) Insurance Coverage. Also, if your company is required to carry Workers Compensation Insurance by the State of Pennsylvania, LCSWMA needs evidence of that coverage as well.

Please list the certificate holder as follows:

LCSWMA
1299 Harrisburg Pike
PO Box 4425
Lancaster, PA 17604-4425

Send this information to the above address Attention: Accounting Department.

- C. Pay any overdue charge account balance (including any penalties and finance charges).
- 5. Licenses shall be firmly affixed in a prominent location on the driver's side of each vehicle so that the license is readily visible to the scale house operator.
- 6. A license is not transferable from the vehicle or container for which the license was issued.
- 7. LCSWMA may refuse to issue a license, or may revoke a license, for any vehicle or container which does not comply with DEP regulations or which is not in compliance with any applicable municipal regulations; for any vehicle for which insurance coverage is not maintained in accordance with these Rules and Regulations; or for any vehicle or container owned or leased by a Person who violates, or whose employees or agents violate, any provision of these Rules and Regulations.
- 8. Each load of Waste or Source Separated Recyclable Materials that is delivered to a LCSWMA Facility shall be accompanied by a completed LCSWMA Manifest. The completed Manifest must be delivered to the LCSWMA scale house operator upon entry into the LCSWMA Facility.
- 9. For Sewage Sludge that is generated in Lancaster County and delivered to a LCSWMA Facility or a non-LCSWMA Facility, each Person to whom a license has been issued for collection or transportation of Sewage Sludge shall submit to LCSWMA by April 1st a Sewage Sludge Hauling Annual Report for Sewage Sludge collected or transported by such Person during the preceding calendar year.
- 10. Each load of Source Separated Recyclable Materials that is collected or transported by a LCSWMA licensed vehicle shall be accompanied by a LCSWMA Manifest. No later than the 15th day of each month, each Person to whom a license has been issued for collection or transportation of Source Separated Recyclable Materials shall submit to LCSWMA a copy of the Manifest for each load of Source Separated Recyclable Materials collected or transported by such Person during the preceding calendar month.
- 11. Upon the request of LCSWMA, any Generator of Regulated Municipal Waste shall provide LCSWMA with accurate and verifiable documentation of the types, quantities, and disposition of any Source Separated Recyclable Materials that such Generator transported, or had transported, to any location other than a LCSWMA Facility. In the absence of such documentation, all such materials shall be conclusively presumed to be Waste that was collected or delivered in contravention of these Rules and Regulations.

WASTE CATEGORIES, DISPOSITION

The following paragraphs describe various categories of Waste and Source Separated Recyclable Materials; their disposition within LCSWMA's solid waste management system; and LCSWMA's fees for disposal of those materials.

I. MUNICIPAL WASTES

A. REFUSE

All loads of Refuse must be delivered to the Transfer Station, Waste-To-Energy Facility, or (on a case-by-case basis) to the Landfill, however:

- (i) Self-contained compactor boxes (turned prior to arrival at Transfer Station) and break away compactor boxes are acceptable for delivery to the Transfer Station under the following conditions: LCSWMA maintains the right to deny access to the Transfer Station any compactor box on a case-by-case basis. Denial of access could be based on, but not limited to, the following: overall net weight of the container, inability to unload safely or efficiently, wet sloppy material, unusually foul smelling contents of container or material that poses difficulty recompacting for transfer. Containers not suitable for the Transfer Station will be accepted at either the Waste-To-Energy Facility or the Landfill.

Refuse shall not be mixed with any other Waste when discharged into a LCSWMA Facility.

The tipping fee for Refuse delivered to the Waste-To-Energy Facility or Landfill will be a maximum of \$80.20 per ton. The tipping fee for Refuse delivered to the Transfer Station will be a maximum of \$80.20 per ton plus a transfer fee of \$3.00 per ton.

B. NON-PROCESSABLE WASTE

Non-Processable Waste shall not be mixed with any other Waste when discharged into a LCSWMA Facility. Non-Processable Waste is only accepted at the Landfill.

The tipping fee for Non-Processable Waste will be a maximum of \$120.00 per ton.

C. CONSTRUCTION/DEMOLITION WASTE

All Construction/Demolition Waste shall be delivered to the Landfill or Transfer Station. Any load of Construction/Demolition Waste may be delivered to the Landfill. Those loads of Construction/Demolition Waste which meet the following criteria may be delivered to the Transfer Station:

- (i) Construction/Demolition Waste generated from residential and/or light commercial construction or demolition projects as additionally outlined in LCSWMA's TSC C/D Waste Acceptance Manual.

Construction/Demolition Waste shall not be mixed with any other Waste when discharged into a LCSWMA Facility. LCSWMA reserves the right to deem any Construction/Demolition Waste delivered to the Transfer Station or Waste-To-Energy Facility to be unacceptable and require delivery directly to the Landfill.

The tipping fee for Construction/Demolition Waste delivered to the Landfill or Transfer Station will be a maximum of \$68.20. A transfer fee of \$9.00 per ton will be charged for Construction/Demolition Waste delivered to the Transfer Station.

D. PUTRESCIBLE WASTE

Putrescible Waste will only be accepted by LCSWMA at the Frey Farm Landfill unless prior written approval is obtained from LCSWMA for authorization to deliver to another Facility.

Putrescible Waste shall not be mixed with any other Waste when discharged into a LCSWMA Facility.

Advance approval and notification of at least 24 hours is required for quantities of four (4) or more carcasses.

The tipping fee for Putrescible Waste will be established on a case-by-case basis.

II. SPECIAL HANDLING WASTES

Loads consisting exclusively of Special Handling Waste may be delivered to LCSWMA Facilities as described below, or may be delivered to any Facility so long as all vehicles and containers utilized for the transport of Special Handling Waste have LCSWMA licenses and all loads are manifested and reported to LCSWMA in accordance with these Rules and Regulations.

A. SEWAGE SLUDGE

No Sewage Sludge will be accepted at LCSWMA Facilities unless the following conditions have been met:

- (i) A properly completed DEP Form has been approved by both DEP and LCSWMA.
- (ii) Any applicable fee for processing the DEP Form has been submitted to LCSWMA.
- (iii) Sewage Sludge is not Liquid Waste.

Sewage Sludge will be accepted at the Frey Farm Landfill or Waste-To-Energy Facility and only with prior approval by LCSWMA. Sewage Sludge will not be mixed with any other Waste when discharged into a LCSWMA Facility, and shall be delivered by 2:00 p.m. Monday through Friday at the Frey Farm Landfill and by 3:00 p.m. at the Waste-To-Energy Facility unless approved otherwise by LCSWMA.

The tipping fee for Sewage Sludge will be established on a case-by-case basis.

B. PROCESSED INFECTIOUS/PATHOLOGICAL WASTE

No Processed Infectious/Pathological Waste will be accepted at LCSWMA Facilities unless the following conditions have been met:

- (i) A properly completed DEP Form has been approved by both DEP and LCSWMA.
- (ii) Any applicable fee for processing DEP Forms has been submitted to LCSWMA.
- (iii) Any Pathological Waste is incinerated or otherwise processed to render such waste non-infectious.

Processed Infectious/Pathological Waste loads shall not be mixed with any other Waste without prior approval of LCSWMA and may only be disposed of at the Landfill.

The tipping fee for all Processed Infectious/Pathological Waste will be established on a case-by-case basis.

C. ASH RESIDUE

No Ash Residue will be accepted at LCSWMA Facilities unless the following conditions have been met:

- (i) All required DEP forms have been properly completed by the Generator and submitted to DEP and LCSWMA.
- (ii) Any applicable fee for processing the forms has been submitted to LCSWMA.
- (iii) LCSWMA has issued a written authorization for delivery of the Ash Residue.

Ash Residue shall not be mixed with any other Waste and may only be delivered to the Landfill.

The tipping fee for Ash Residue will be established on a case-by-case basis.

D. CONTAMINATED SOIL

No Contaminated Soil will be accepted at LCSWMA Facilities unless LCSWMA has received DEP approval to accept such Contaminated Soil.

Contaminated Soil will be accepted only at the Landfill after DEP approval. Contaminated Soil shall not be mixed with any other Waste when discharged into a LCSWMA Facility.

The tipping fee for Contaminated Soil will be established on a case-by-case basis.

E. FRIABLE ASBESTOS WASTE

Friable Asbestos Waste will be accepted at LCSWMA Facilities so long as it is wet and double-bagged within industry standard bags. This material must be approved by a DEP Form U and a non-hazardous waste certification must be filled out by the generator. Friable Asbestos Waste will be accepted only at the Landfill and only by appointment (call 717-397-9968).

Friable Asbestos Waste shall not be mixed with any other Waste and may only be delivered to the Landfill.

The tipping fee for Friable Asbestos Waste will be \$200.00 per ton.

F. OTHER SPECIAL HANDLING WASTES

No other Special Handling Wastes will be accepted at LCSWMA Facilities without prior approval of LCSWMA.

The tipping fee for other Special Handling Wastes will be established on a case-by-case basis.

III. RESIDUAL WASTE

No Residual Waste will be accepted at LCSWMA Facilities unless the following conditions have been met:

- (i) A properly completed DEP Form has been completed by the Generator and submitted to LCSWMA and DEP (when applicable).
- (ii) Any applicable fee for processing the DEP Form has been submitted to LCSWMA.
- (iii) LCSWMA has issued authorization for delivery of the Residual Waste.

A tipping fee will be established on a case-by-case basis by LCSWMA after review of the information submitted by the Generator. If the Generator of the Residual Waste makes any changes to the material or process which generates the Residual Waste, or alters the chemical or physical characteristics of the Residual Waste in any way, the Generator shall immediately suspend delivery of the Residual Waste and submit a new application to LCSWMA for consideration.

LCSWMA may obtain samples of the Residual Waste at any time for analysis at LCSWMA expense, or may require the Generator to obtain a new analysis by an independent laboratory at any time at the Generator's expense, in order to confirm the characteristics of the Residual Waste. LCSWMA may suspend acceptance of Residual Waste at any time if the results of such analyses indicate that the characteristics of the delivered material deviate from the analyses submitted with the application or if the Generator fails to

comply with applicable DEP or LCSWMA requirements, such as Annual DEP Form 26R submittal and mandated re-characterization analysis.

Residual Waste shall not be mixed with any other Waste without prior approval of LCSWMA when discharged into a LCSWMA Facility.

IV. OTHER WASTES

LCSWMA may accept other Wastes. LCSWMA's Chief Executive Officer shall establish the fees, policies for delivery and acceptance, and restrictions for other Wastes on a case-by-case basis.

A. Wood

Source Separated wood includes, but is not limited to pallets, poles, spools, construction debris, manufacturing trimmings, wood chips, and demolition wood.

B. Household Hazardous Waste

Households which generate Household Hazardous Waste shall deposit all Household Hazardous Waste at LCSWMA's Household Hazardous Waste Facility.

V. SOURCE SEPARATED RECYCLABLE MATERIALS

Source Separated Recyclable Materials may be delivered to LCSWMA Facilities as described below or may be delivered to any Facility. If delivered to a LCSWMA Facility, at the time of delivery each type of Source Separated Recyclable Material shall be segregated from other Waste (including other types of Source Separated Recyclable Materials) unless mixing is expressly permitted under these Rules and Regulations.

A. TIRES

1. Recyclable Tires

Any load containing fifteen (15) or fewer Recyclable Tires may be delivered to the Transfer Station, Waste-To-Energy Facility, or Landfill.

Any load containing more than fifteen (15) Recyclable Tires must be delivered to the Landfill or to the Transfer Station.

All Tires must be unloaded in designated Tire unloading areas.

The tipping fee for loads containing more than fifteen (15) Recyclable Tires will be \$200.00 per ton.

The tipping fee for loads containing fifteen (15) or fewer Recyclable Tires will be \$5.00 per car and motorcycle tire and \$15.00 per truck tire with a rim size of twenty inches (20") or greater. Tires mixed in a load with other waste in which LCSWMA retrieves from the load will be charged a handling fee of \$3.00 per car and motorcycle tire and \$4.00 per truck tire.

2. Non-Recyclable Tires

Non-Recyclable Tires (i.e. tires used on industrial equipment, tow motors, heavy construction equipment, off-road vehicles, and farm tractors) must be delivered to the Landfill after prior notification to the Landfill (call 717-397-9968). The fee for Non-Recyclable Tires will be \$200.00 per ton. Non-recyclable tires must have a DEP Form U and be cut in half, quarters or shredded for disposal.

B. WHITE GOODS

Any load containing fifteen (15) or fewer White Goods may be delivered to the Transfer Station, Waste-To-Energy Facility, or Landfill. Any load containing more than fifteen (15) White Goods shall be scheduled with LCSWMA through the Recycling Manager (call 397-9968 ext. 140). The point of delivery (Frey Farm Landfill or Transfer Station) will be based on collection location. All White Goods must be unloaded in the designated White Goods unloading area. White Goods which contain or may contain refrigerants will not be accepted if they are compacted or damaged in any way that precludes efficient and safe removal of refrigerants.

The tipping fee for White Goods will be the Single Item fee of \$15.00.

C. SINGLE STREAM

Source Separated Single Stream may be delivered only to the Transfer Station or Landfill. Single Stream deliveries to the Landfill must be in 2 cubic yard containers or less, or a size approved by LCSWMA prior to delivery. Single Stream collected from residential curbside programs or from multi-family dwellings, when delivered to designated LCSWMA Facilities, must be done so without any intervening transfer, unloading, processing, sorting, salvaging, scavenging, or reuse.

The tipping fee for Single Stream will be a maximum of \$120.00 per ton.

D. YARD WASTE

Yard Waste may be delivered only to the Landfill. Due to processing limitations LCSWMA cannot accept dedicated loads of yard waste from Licensed Haulers.

Any load of Yard Waste that contains non-biodegradable bags or is contaminated with any other material that in the opinion of LCSWMA would impair composting or recycling of the Yard Waste will be charged the Refuse tipping fee.

The tipping fee for Yard Waste will be \$30.00 per ton.

VI. FEES

1. Mixed Loads

- (a) A mixed load is any load which, at the time of discharge into a LCSWMA Facility, contains Waste from more than one category described in these Rules and Regulations.
- (b) Waste consisting of Residual Waste, Municipal Waste, or Source Separated Recyclable Materials shall not be mixed with each other, unless approved by LCSWMA.
- (c) Every type of Residual Waste shall require separate approval for disposal under these Rules and Regulations and no load shall contain more than one of such separately approved categories of Residual Waste, unless approved by LCSWMA.

2. Tipping Fees

- (a) The tipping fee for any mixed load containing more than one category of Waste shall be a fee equal to the highest tipping fee applicable to any category of Waste contained in the load, plus a fee equal to the greater of (i) \$50.00 or (ii) all costs and expenses incurred by LCSWMA with respect to such load. LCSWMA may reduce or waive this surcharge if the hauler demonstrates to the reasonable satisfaction of LCSWMA that the mixing of Waste was not due to the hauler's fault or negligence and that the hauler has made best efforts to prevent such mixing in the future.
- (b) The tipping fee for delivery of Unacceptable Waste will be a maximum of \$300.00 per ton. The entire load of Waste will be assessed the Unacceptable Waste Tipping Fee even if the Unacceptable Waste constitutes only a small portion of the load. In addition to the tipping fee, any Person delivering Unacceptable Waste shall be responsible for the removal of the Unacceptable Waste from the site, clean-up and remediation of any damages resulting from such delivery, and reimbursement of all costs and damages incurred by LCSWMA as a result of such delivery.
- (c) An additional fee of \$100.00 per hour with a minimum charge of one-half hour may be assessed to any load of Waste which requires the assistance of LCSWMA personnel and equipment for unloading or otherwise assisting delivery vehicles with the exception of frozen loads as a result of winter weather conditions.

- (d) For any Regulated Municipal Waste, excepting Household Hazardous Waste, Special Handling Waste and Unacceptable Waste, which is transported to any location other than a LCSWMA Facility without the prior approval of LCSWMA, a tipping fee will be charged to the Generator or the Person hauling such Waste in the same amount that would have been charged if the Waste had been delivered to LCSWMA Facilities. The Generator and the Person hauling the Waste shall be jointly and severally liable to LCSWMA for the tipping fee plus reimbursement of costs incurred by LCSWMA.
3. Minimum Fees. A minimum access fee of up to \$50.00 per vehicle may be charged for the delivery of Single Stream Recyclables. A minimum access fee of \$15.00 per vehicle will be charged for delivery of Yard Waste. A minimum access fee of \$35.00 per vehicle will be charged for the delivery of Refuse, Non-Processable Waste, Construction/Demolition Waste, Putrescible Waste, Sewage Sludge, Processed Infectious/Pathological Waste, Ash Residue, Contaminated Soil, Friable Asbestos, Residual Waste, or Wood. No fee will be charged for the delivery of Household Hazardous Waste or for the delivery into designated drop-off containers located at the entrance of each LCSWMA Facility of Commingled Recyclables or Single Stream Recyclables from residential Generators.
4. Other Fees. A fee of \$50.00 may be charged for each violation of LCSWMA's Operating and Safety Rules. A minimum fee of \$15.00 may be charged for the correction of errors resulting from the incorrect coding of manifest forms. A maximum fee of \$25.00 may be charged for each check that is dishonored by the payer's banking institution.

VII. BILLING AND PAYMENT OF FEES

1. All users of LCSWMA Facilities shall pay the applicable fees at the time of, or prior to, use of the LCSWMA Facilities, unless LCSWMA has approved a charge account. LCSWMA will approve a charge account only for (a) a governmental entity or (b) a Person who has demonstrated, to LCSWMA's satisfaction, acceptable credit. Security for payment of the charge account (the "account security") may be required for any Person or governmental entity who has had a delinquent charge account within the preceding twelve months, who has violated LCSWMA's Rules and Regulations during the preceding twelve months, or who LCSWMA may consider to be a credit risk.
2. The account security shall be twice the highest monthly fee based upon LCSWMA's estimate of expected usage.
3. The account security shall be either a cash deposit or an irrevocable letter of credit issued by a bank which maintains a place of business in Lancaster County, Pennsylvania. The letter of credit shall be in form and substance acceptable to LCSWMA. Cash deposits will be deposited by LCSWMA in a demand account in a banking institution of LCSWMA's choice. Any interest earned on such account shall be retained by LCSWMA as an administrative charge. LCSWMA will, within sixty days after payment of the account balance and termination of the charge account, refund the balance of the account security.
4. LCSWMA haulers will not be allowed to have a load charged to another hauler or customer account without prior written approval. The hauler delivering the load will be charged. (This does not include Municipal Contracts or Residual Waste Accounts).
5. All charges will be billed monthly or more frequently by LCSWMA. Payment in full of the current charges shall be due on the thirtieth day after the invoice date unless other terms have been agreed upon in advance by LCSWMA.
6. If statement charges (including penalty fees) are not paid on the thirtieth day after the invoice date, late charges will be assessed at the rate of 1.5% per month (annual rate of 18%) on all past due amounts, and LCSWMA may at its option do any or all of the following: (a) place the customer on a weekly payment plan; (b) revoke charge account privileges; (c) revoke all licenses issued to the account holder; (d) apply the account security to the unpaid account balance; and (e) revoke the hauler rebate. If charge account privileges are revoked, an account security will be required for reinstatement of charge account privileges.

7. A fee may be assessed for costs associated with reproduction of any weight ticket, manifest, or other document.
8. LCSWMA may for any reason, which LCSWMA deems appropriate, revoke charge account privileges or adjust the amount of the required account security.
9. Any discrepancies with weight tickets must be brought to the attention of LCSWMA within 10 days of the transaction.

OPERATING AND SAFETY RULES

LCSWMA is a tobacco-free environment. Tobacco use is prohibited by all customers at all LCSWMA facilities (Transfer Station Complex, Frey Farm Landfill and the Waste-to-Energy Facility), including while inside a personal vehicle on LCSWMA property. Tobacco of all types, including but not limited to, cigarettes, pipes, cigars, electronic cigarettes, snuff, chew, etc. is prohibited.

All Persons delivering waste to the Waste-To-Energy Facility tipping floor shall observe the ten foot (10') green projected line on the tip floor which indicates restricted access to the pit edge. DO NOT cross this green line. There is a red projected line which indicates six foot (6') from the pit edge. This line may only be crossed when an individual is tied off to a safety device.

All Persons delivering waste to the Waste-To-Energy Facility tipping floor shall NOT handle any Residual Waste that has been staged on the tipping floor for special processing/inspection.

Children must remain in vehicles at all times at LCSWMA Facilities.

All Persons entering the Transfer Station tip floor, Waste-To-Energy Facility tip floor and Landfill tipping area MUST wear some type of fluorescent garment (vest, shirt, jacket, sweatshirt) with at least 250 square inches of fluorescent color on the torso (upper body) at all times.

Loitering and solicitation are prohibited at LCSWMA Facilities.

All loads must be tarped while traveling to any LCSWMA Facility and remain tarped until arriving at LCSWMA's designated untarping areas. Vehicles with automatic tarps must re-tarp when leaving all LCSWMA Facilities (to prevent littering).

All vehicles using LCSWMA Facilities must obey all road signs and posted speed limits. Where no speed limit is posted, the maximum speed will be ten (10) miles per hour. Safe and courteous driving practices are to be followed at all times.

Boxes or other containers will be allowed to be dropped from vehicles only in areas expressly designated as untarping or unloading areas.

LCSWMA staff reserves the right to limit hand unloading vehicles on tipping areas during peak delivery times.

Vehicles that are pulling a trailer must unload the tow trailer and will be directed to drop the trailer outside. They may then re-enter the building to unload the vehicle.

Vehicles and containers may not be left at LCSWMA Facilities without prior LCSWMA approval.

All sorting and separation of Waste by a hauler must be performed at designated areas and not in the tipping areas.

All trucks must unload Waste off the rear of the vehicle in designated tipping areas. Unloading of vehicles off the sides is prohibited.

All passengers must be in the cab of the vehicle when entering onto LCSWMA property. Riding on the bed or tailgate of vehicles on LCSWMA property or during unloading is prohibited. **Drivers and passengers must stay with their vehicles at all times.**

All vehicles are required to leave a minimum of twelve feet (12') between vehicles during unloading at the Landfill, Transfer Station and Waste-To-Energy Facility.

Licensed vehicles, containers and the contents of vehicles and containers are subject to inspection at any time by LCSWMA.

All Persons unloading vehicles shall be appropriately dressed to prevent injury and shall be wearing shoes.

The use of LCSWMA's Small Vehicle Drop Off Areas at all Facilities will be at the discretion of site management personnel. Vehicle type, size and load, along with weather conditions will determine Small Vehicle Drop Off usage.

All roll-off containers must have properly functioning tail gate latches that secure the tail gate in the open position while the vehicle is dumping. If a roll-off container does not have a functioning safety chain, LCSWMA will provide a temporary safety chain so the vehicle may dump safely. There will be a \$20.00 handling fee charged for this safety service.

No tractor trailer waste deliveries will be accepted at the LCSWMA Transfer Station.

All LCSWMA Facilities are covered under Pennsylvania Act 124 of 2008 regarding No Idling Diesel-Powered Vehicles over 5 Tons.

No deliveries of grit and screenings from preliminary treatment of sewage sludge at a municipal treatment plant or from septic or holding tank pumpings will be accepted at the LCSWMA Transfer Station.

LCSWMA licensed customers operating vehicles with permanently fixed containers (rear load and front load vehicles) may choose to use tare weights when delivering to the Transfer Station provided LCSWMA has issued written authorization for each licensed vehicle proposed to utilize tare weights.

LCSWMA's Frey Farm Landfill, Waste-to-Energy Facility and Transfer Station MAY NOT accept Covered Devices under the Covered Devices Recycling Act of 2010.

Any loads containing fire debris shall be delivered directly to the Frey Farm Landfill unless otherwise approved by LCSWMA (based on factors such as the potential to contain hot material, length of time span between fire and material clean-up).

Hot loads are not accepted at any LCSWMA Facility. Any load that catches fire while on site will be directed by site management to a designated unloading area.

Contact Information

Main Office – 717-397-9968

FLLF Operations Foreman – 717-519-9499

Safety Manager – 717-669-3194

FLLF Scale House – 717-293-5561

Such enclosures and tarpaulins must remain in place until arrival at the designated unloading or uncovering areas at the LCSWMA Facility. After discharging a load of Waste, the driver or operator of the vehicle is responsible for inspecting the vehicle and the container to ensure that all the Waste from the vehicle and container has been discharged. All roll-off containers leaving LCSWMA facilities with automated tarp systems must be tarped. All roll-off containers without automated tarp systems must be cleaned out by the operator of the vehicle and verify this cleaned condition with LCSWMA compliance personnel at the tipping area. In the event a vehicle or container leaks, spills, dusts or litters on any LCSWMA Facility, public road or private property, the Person hauling the Waste will be responsible for all clean up and for paying any costs incurred or damages sustained by LCSWMA in connection with performing or monitoring of such cleanup.

All licensed vehicles and containers shall be watertight, readily emptied, cleaned with sufficient frequency to prevent insect breeding or odors or other nuisances, and shall be maintained in good repair and in a safe condition; and all Waste must be secured to the vehicle or container and enclosed or covered with secured tarpaulins to prevent leakage, spillage, dusting or litter.

OPERATING HOURS

1. The Transfer Station will be open for the delivery of Waste between the hours of 6:00 A.M. to 4:00 P.M. Monday through Friday and 8:00 A.M. to 12:00 P.M. on Saturdays.
2. The Waste-To-Energy Facility will be open for the delivery of Waste between the hours of 6:30 A.M. to 4:00 P.M. Monday through Friday and 7:00 A.M. to 11:00 A.M. on Saturdays.
3. The Landfill will be open for the delivery of Waste between the hours of 7:00 A.M. to 4:00 P.M. Monday through Friday and 7:00 A.M. to 11:00 A.M. on Saturdays.
4. The Household Hazardous Waste Facility will be open for the delivery of materials from Lancaster County Residents between the hours of 7:00 A.M. to 4:00 P.M. Monday through Friday and 8:00 A.M. until 12:00 P.M. on Saturdays.
5. Holiday operating hours at the Landfill, Transfer Station, Household Hazardous Waste and Waste-To-Energy Facility will be:
 - New Year's Day - Wednesday, January 1, 2020 - Closed
 - Memorial Day - Monday, May 25, 2020 - Closed
 - July 4th - Saturday, July 4, 2020 - Closed
 - Labor Day - Monday, September 7, 2020 - Closed
 - Thanksgiving - Thursday, November 26, 2020 - Closed
 - Christmas - Thursday, December 24, 2020 - TBD
Friday, December 25, 2020 - Closed
6. Operating Hours may be altered from time to time without notice as deemed necessary or appropriate by LCSWMA.

LIABILITY

LCSWMA will not be liable for any actions, errors or omissions of any (i) contractors of LCSWMA, (ii) Persons authorized to use or enter LCSWMA Facilities or (iii) trespassers at LCSWMA Facilities. All Persons proceeding onto LCSWMA Facilities do so at their own risk.

VIOLATIONS AND PENALTIES

The Generator, the Person licensed, and the Person operating the vehicle shall be responsible and accountable for any non-compliance with these Rules and Regulations, including reimbursing LCSWMA for all fees and any and all costs and damages incurred by LCSWMA as a result of such violation.

In addition to the fees and charges as provided in these Rules and Regulations, in the event of any violation of these Rules and Regulations, or of any other applicable governmental regulations, LCSWMA may:

1. revoke the license of the violating vehicle or container;
2. revoke all licenses issued to the Person who is the licensee of the violating vehicle or container;
3. suspend the privilege of using LCSWMA Facilities of the Person driving or operating the violating vehicle; and
4. take such other action as LCSWMA shall deem to be appropriate.

LCSWMA TRANSPORTATION COMPLIANCE PLAN

1. Plan was revised in 2016.
2. Penalty assessments related to overweight vehicles, speeding and violations of restricted haul routes detailed within Plan.
3. Copy of Plan available at www.lcswma.org

Attention Haulers

When traveling to and from
LCSWMA's Frey Farm Landfill,
the hauling routes listed below must be followed
as per Manor Township Ordinance #2-90.

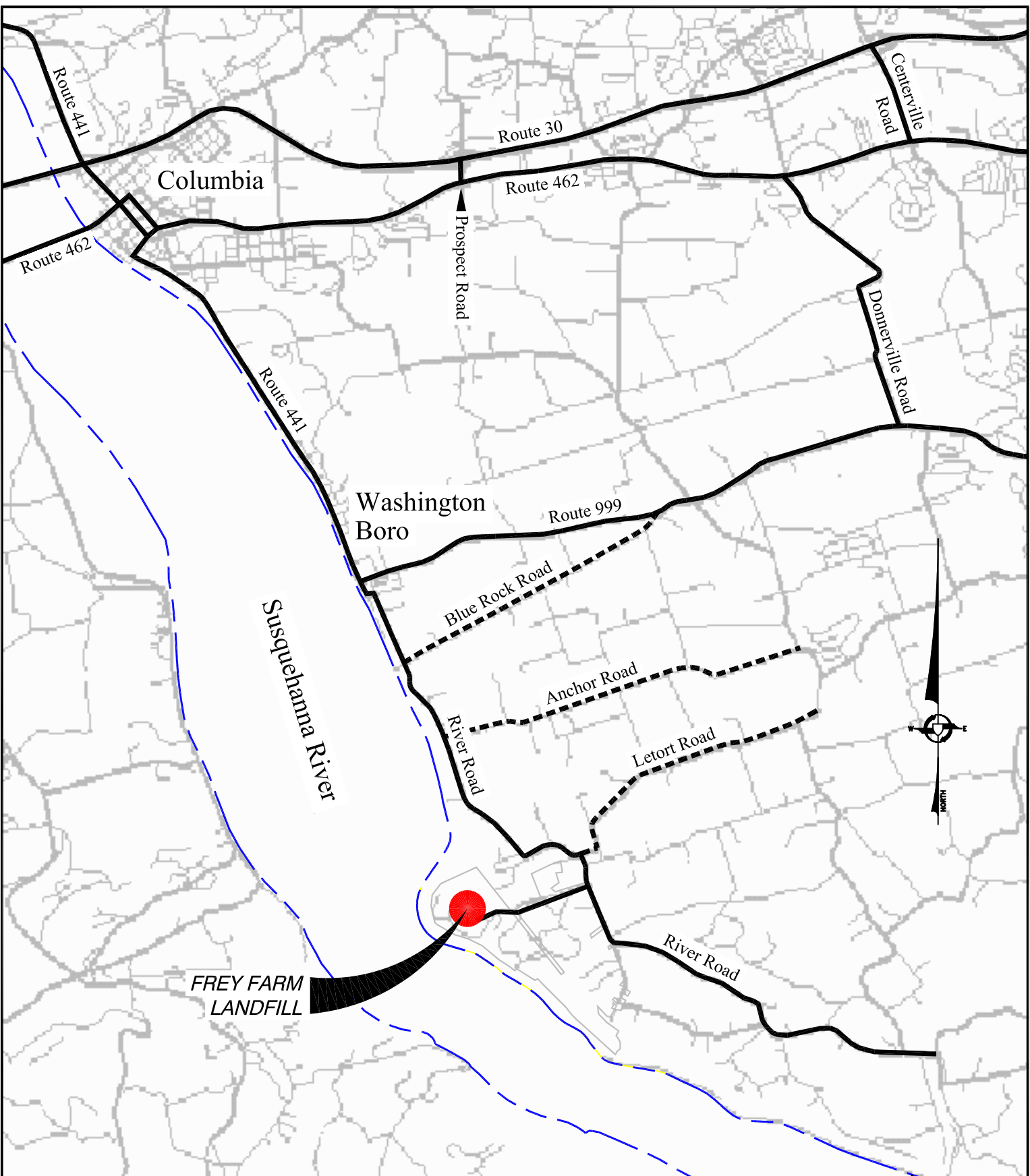
All waste haulers *must* use:



Route **441/River Road**
Donnerville Road, Route 741
for travel **North** and **South**

Route **30, Route 999, Route 462**
for travel **East** and **West**

Travel is **PROHIBITED** on
Letort Road,
Blue Rock Road,
and **Anchor Road.**

THESE ROUTES WILL BE ENFORCED!



-  Acceptable Routes
-  Prohibited Routes per Manor Twp ordinance #2-90



1299 HARRISBURG PIKE
 PO BOX 4425
 LANCASTER, PA 17604
 PHONE: 717-397-9968
 FAX: 717-397-9973
www.lcswma.org

Scale	1" = 1 MILE
Drawn By	RWG
Layout	8.5 x 11
Plotted	11/23/2011

**FREY FARM LANDFILL
 HAULER ROUTES**

Date 11/23/2011
 No 20111123-01



LCSWMA

Rethink. Recover. Renew.

1299 HARRISBURG PIKE
PO BOX 4425
LANCASTER, PA 17604
PHONE: 717-397-9968
FAX: 717-397-9973
www.lcswma.org