



How to Use This Virtual Tour

Transfer Station Complex

To get started, click on the thumbnails at the bottom of the screen. For the best experience, we recommend clicking through the thumbnails in order from left to right.



Start here! (Each thumbnail is a different location at the facility)

Hotspots

A hotspot is a button that contains additional information in the form of a photo, video, text, etc.

Explore the hotspot categories:



Video



Web link



Text information



Move forward



Photo



Move backward

Stop 1 | Welcome



Located on Harrisburg Pike in Lancaster, our Transfer Station Complex acts as a central drop-off location for waste haulers collecting trash, recycling and construction/demolition debris within the Lancaster County community.

Look for 4 hotspots – 3 videos, 1 text | Next stop, the scalehouse

Stop 2 | Scalehouse



The Scalehouse acts as the gateway to our facility. Before entering the site, all vehicles must pass through radiation monitoring equipment to ensure no loads are carrying hazardous waste. All vehicle traffic must pass over our scales when entering our facility and once again before leaving.

Look for 4 hotspots – 2 videos, 1 text, 1 photo | Next stop, small vehicle drop-off


Stop 3 | Small Vehicle Drop-Off



Our Small Vehicle Drop-Off provides residents and small hauling customers a safe, easy place to deliver small loads, keeping them separate from all the large commercial traffic.

Look for 2 hotspots – 1 video, 1 text | Next stop, the tipping floor


Stop 4 | Tipping Floor



As you can see, the Transfer Station tipping floor is a busy place! This is where commercial garbage haulers come to dump their waste.

Look for 6 hotspots – 4 videos, 1 text, 1 photo | Next stop, the loading process

Stop 5 | Loading Process



All of the trash on the tipping floor has to go somewhere. “Somewhere” is into our transfer trucks, so the waste can be transported to the appropriate location, either the Lancaster Waste-to-Energy Facility, Frey Farm Landfill or Penn Waste’s Recycling Center, depending on the material type.

Look for 3 hotspots – 2 videos, 1 text | Next stop, the loading tunnel

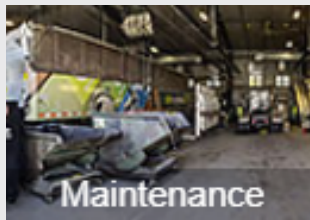
Stop 6 | Loading Tunnel



When it’s time to get loaded, our transfer trucks pull into the loading tunnel, which is located underneath the main tipping floor.

Look for 3 hotspots – 2 videos, 1 text | Next stop, maintenance

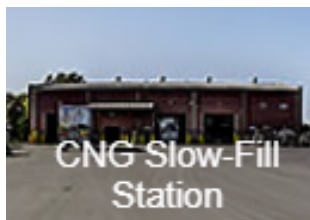
Stop 7 | Maintenance



Featuring truck bays for vehicle work and inspections, LCSWMA’s Maintenance team is responsible for the care and repair of our transfer trailers, truck tractors and a variety of heavy equipment.

Look for 4 hotspots – 2 videos, 1 text, 1 video | Next stop, the CNG slow-fill

Stop 8 | CNG Slow-Fill



In 2014, LCSWMA switched its transfer fleet from bio-diesel to compressed natural gas. When our fleet returns at the end of the day they hook up at our Time-Fill Station and fuel overnight between the hours of midnight and 4 a.m. when electricity is cheapest.

Look for 3 hotspots – 1 video, 1 text, 1 photo | Next stop, the CNG customer station

Stop 9 | CNG Customer Station



LCSWMA wanted to give local fleets access to compressed natural gas, so we built a special customer fueling station. Conveniently located steps from the Scalehouse and on the way to the tipping floor, customers can easily pull off the scales, fuel up and head to the tipping floor to dump.

Look for 3 hotspots – 2 videos, 1 text | Next stop, recycling drop-off center

Stop 10 | Recycling Drop-Off



Help us Recycle Right by only placing the following types of items in the drop-off: corrugated cardboard, plastic bottles and jugs with necks, metal food and beverage cans, glass bottles and jars

Look for 4 hotspots – 3 videos, 1 text | Next stop, HHW

Stop 11 | HHW



Our Household Hazardous Waste Facility is the most-visited part of the Transfer Station Complex by residents. In fact, 65,000 – 70,000 visitors visit the HHW facility each year, and, on average, we collect between 2 and 3 million pounds of material!

Look for 4 hotspots – 2 videos, 1 text, 1 photo | Next stop, end of the tour

Stop 12 | End of Tour



You've completed the tour! Thanks for joining us!

Look for 6 hotspots – 2 videos, 1 text, 1 web link, 1 Facebook feed, 1 Instagram feed